



# BOLETÍN PILOTO CENTRADO NAS RÍAS BAIXAS



## Estado algas tóxicas:

**Dinophysis spp:** bla blabla

**Alexandrium:** bla bla bla

**Gimnodinium catenatum:** bla bla bla

**Pseudo-nitzschia spp:** bla bla bla

## Estado biotoxinas:

**DSP:** bla bla bla

**PSP:** bla bla bla

**ASP:** bla bla bla

## Predicción:

**Dinophysis/DSP:** bla bla bla

**Alexandrium spp. e G.catenatum/PSP:** bla bla bla

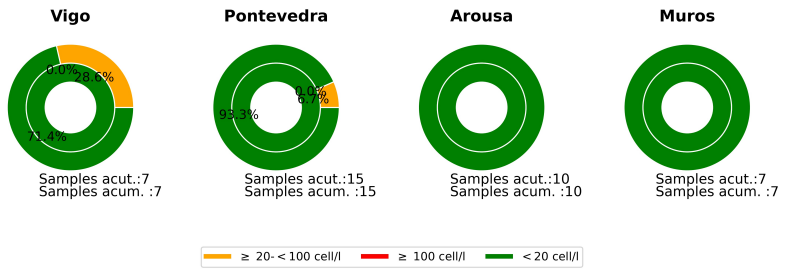
**Pseudo-nitzschia spp/ASP** bla bla bla



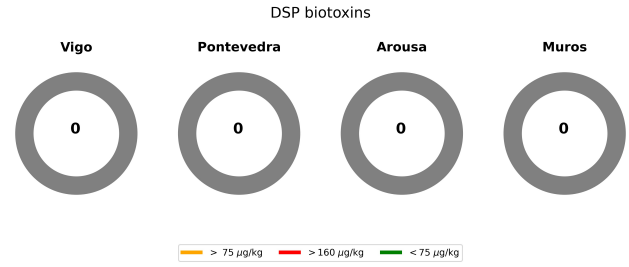
# BOLETÍN PILOTO CENTRADO NAS RÍAS BAIXAS



D. acuta (outer circle) and D. acuminata (inner circle)




Toxinas DSP

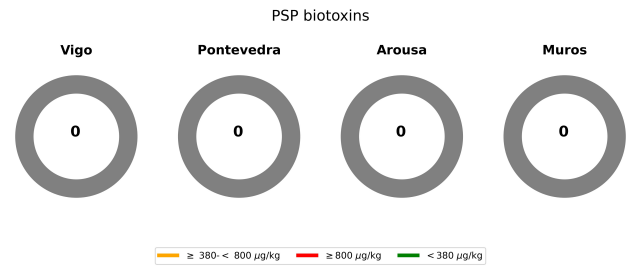


**Resumo:** bla bla bla

Alexandrium spp. (outer circle) and G. catenatum (inner circle)




Toxinas PSP

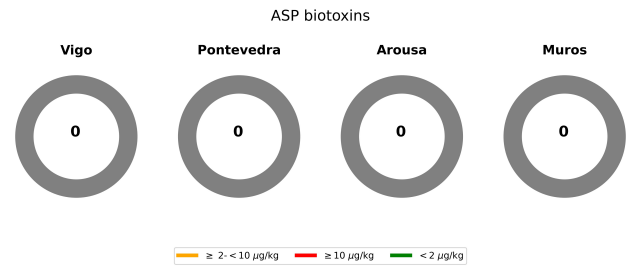


**Resumo:** bla bla bla

Pseudo-nitzschia spp.



ASP biotoxins



**Resumo:** bla bla bla



# BOLETÍN PILOTO CENTRADO NAS RÍAS BAIXAS



# CONDICIONS ACTUAIS DE ALGAS PRODUCTORAS DE TOXINA DSP

D. ACUTA

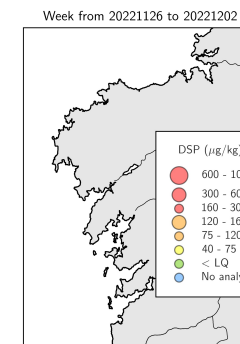
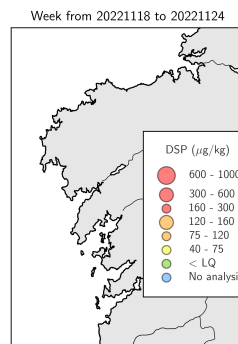
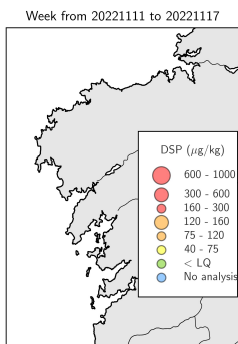
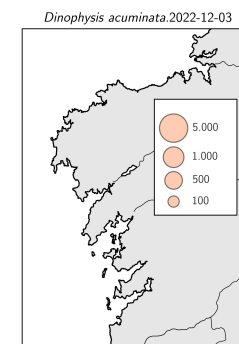
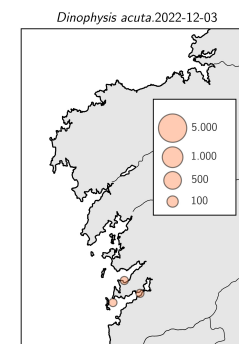
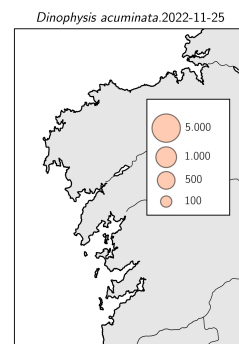
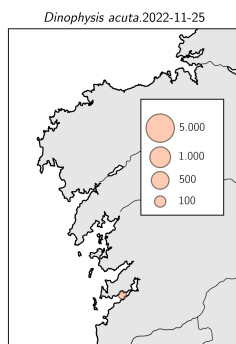
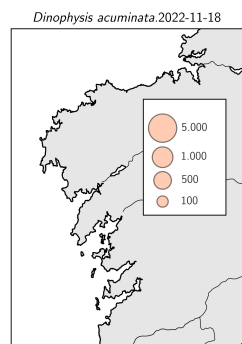
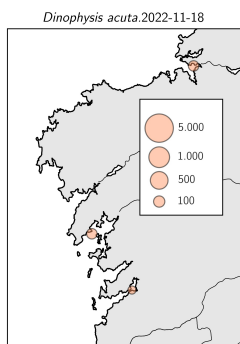
D. ACUMINATA

D. ACUTA

D. ACUMINATA

D. ACUTA

D. ACUMINATA



SEMANA ACTUAL - 2

SEMANA ACTUAL - 1

SEMANA ACTUAL

\*Datos obtidos de Intecmar (<http://www.intecmar.org>). Cada figura representa ós datos de Dinophysis dende o luns ata o venres (data da figura e día no que se publica o informe de Intecmar completo)

## Dinophysis spp.:

1. Recontos: bla bla
2. Toxinas DSP:

bla bla



# BOLETÍN PILOTO CENTRADO NAS RÍAS BAIXAS



# CONDICIONS ACTUALS DE ALGAS PRODUCTORAS DE TOXINA PSP

ALEXANDRIUM SPP.

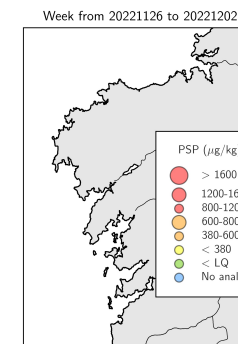
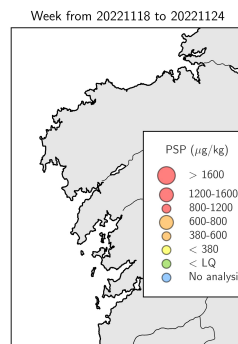
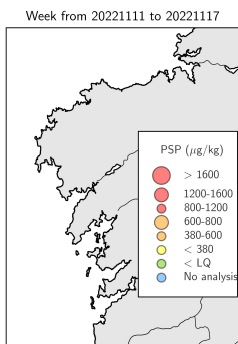
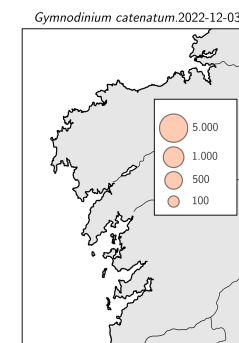
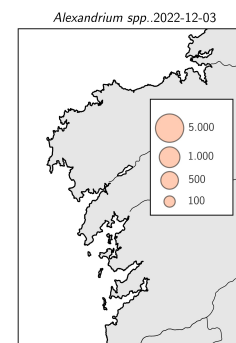
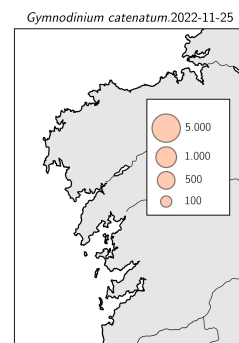
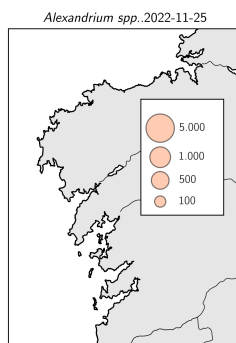
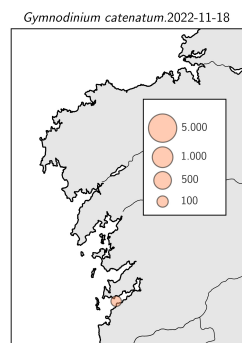
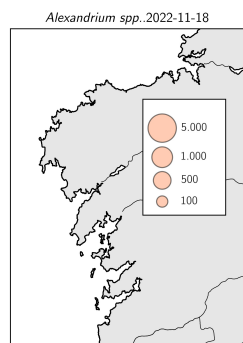
G. CATENATUM

ALEXANDRIUM SPP.

G. CATENATUM

ALEXANDRIUM SPP.

G. CATENATUM



SEMANA ACTUAL - 2

SEMANA ACTUAL - 1

SEMANA ACTUAL

\*Datos obtidos de Intecmar (<http://www.intecmar.org>). Cada figura representa ós datos de Dinophysis dende o luns ata o venres (data da figura e día no que se publica o informe de Intecmar completo)

## Alexandrium spp. e Gymnodinium catenatum:

1. **Recontos:** bla bla
2. **Toxinas PSP:** bla bla



# BOLETÍN PILOTO CENTRADO NAS RÍAS BAIXAS

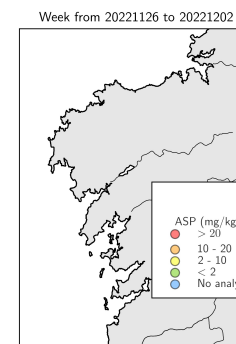
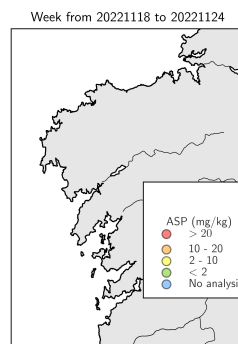
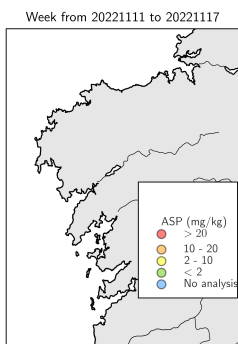
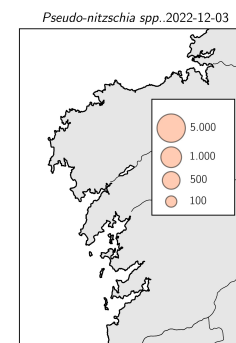
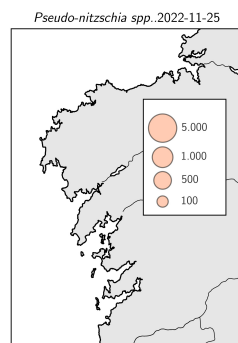
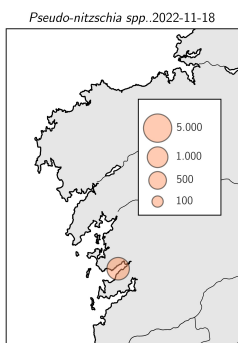


# CONDICIONS ACTUAIS DE ALGAS PRODUCTORAS DE TOXINA ASP

PSEUDONITZCHIA SPP.

PSEUDONITZCHIA SPP.

PSEUDONITZCHIA SPP.



SEMANA ACTUAL - 2

SEMANA ACTUAL - 1

SEMANA ACTUAL

\*Datos obtidos de Intecmar (<http://www.intecmar.org>). Cada figura representa ós datos de Dinophysis dende o luns ata o venres (data da figura e día no que se publica o informe de Intecmar completo)

## Pseudonitzschia spp.:

1. Recontos: bla bla
2. Toxinas ASP:

bla bla



# BOLETÍN PILOTO CENTRADO NAS RÍAS BAIXAS



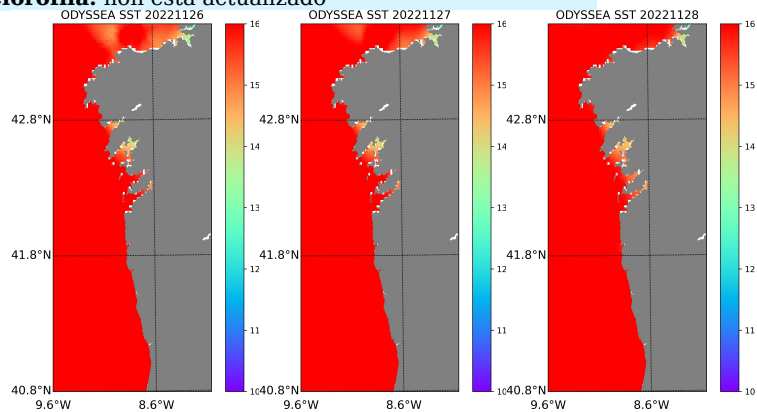
# ESTADO ACTUAL DAS CONDICIÓNS OCEANOGRÁFICAS. OBSERVACIÓNS

Índice de upwelling: non está actualizado

Temperatura superficial:  
actualizado

non está

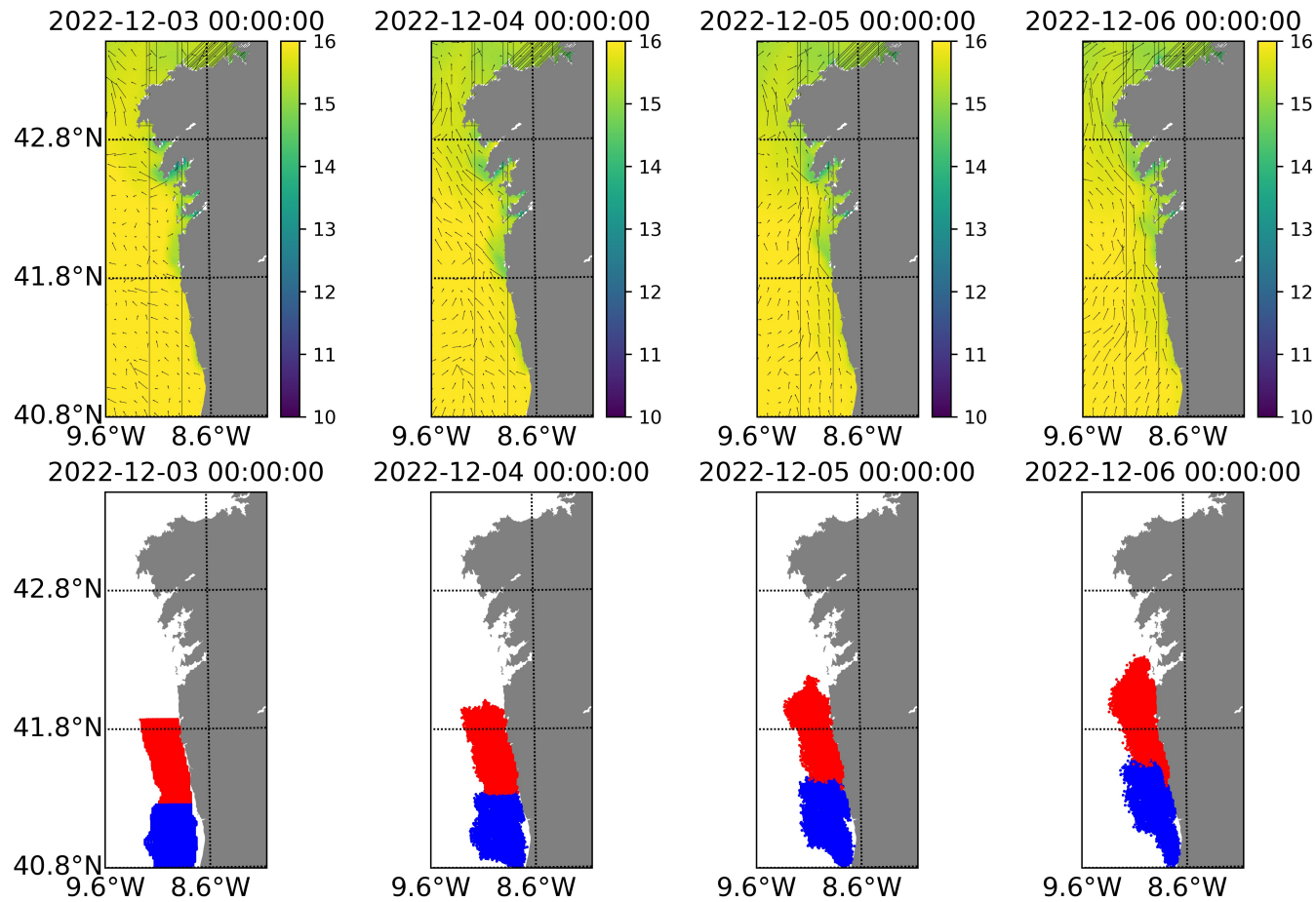
Concentración de clorofila: non está actualizado



## BOLETÍN PILOTO CENTRADO NAS RÍAS BAIXAS



# 1. MODELOS: TEMPERATURA E CORRENTES SUPERFICIAIS. CIRCULACIÓN NA PLATAFORMA

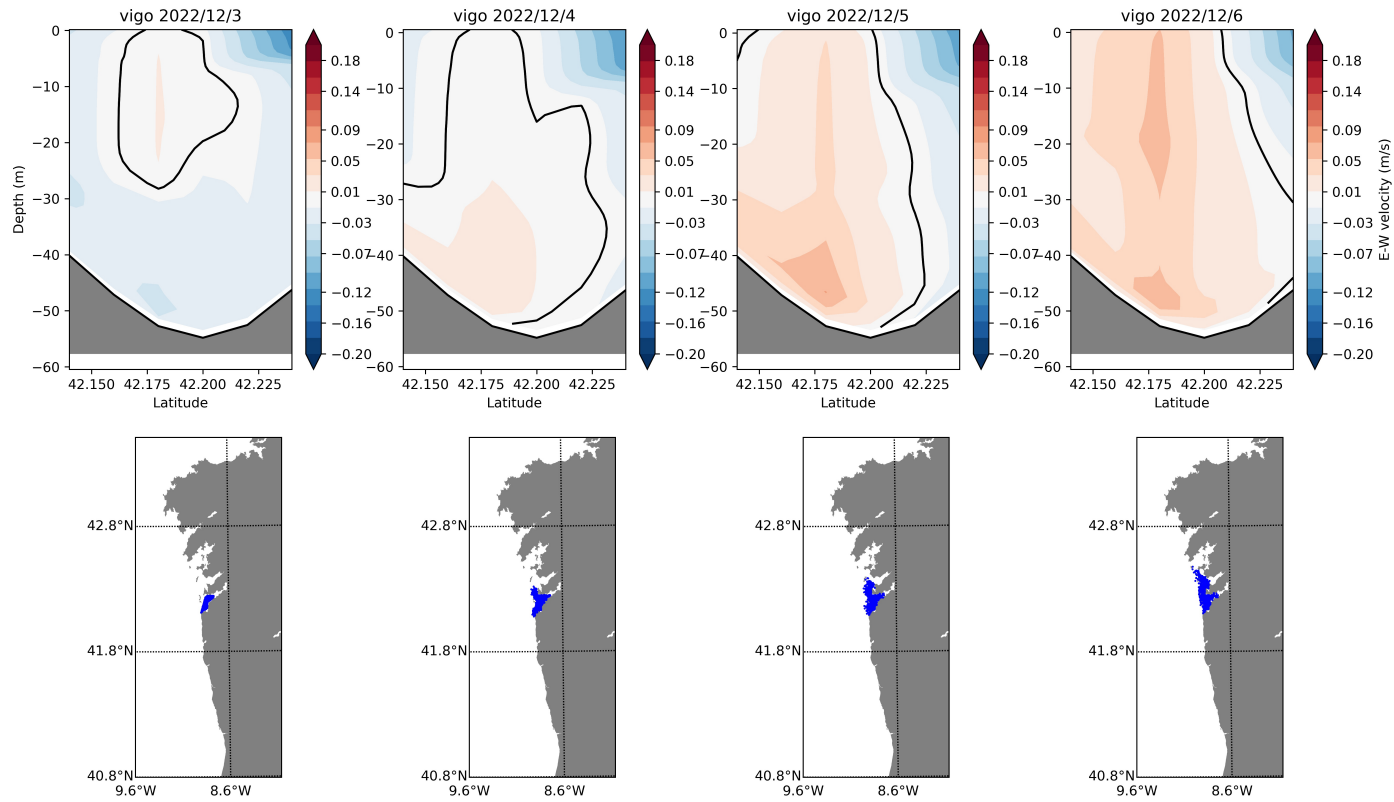


Interpretación: blabla



## BOLETÍN PILOTO CENTRADO NAS RÍAS BAIXAS

## 2. MODELOS: CIRCULACIÓN RÍA DE VIGO



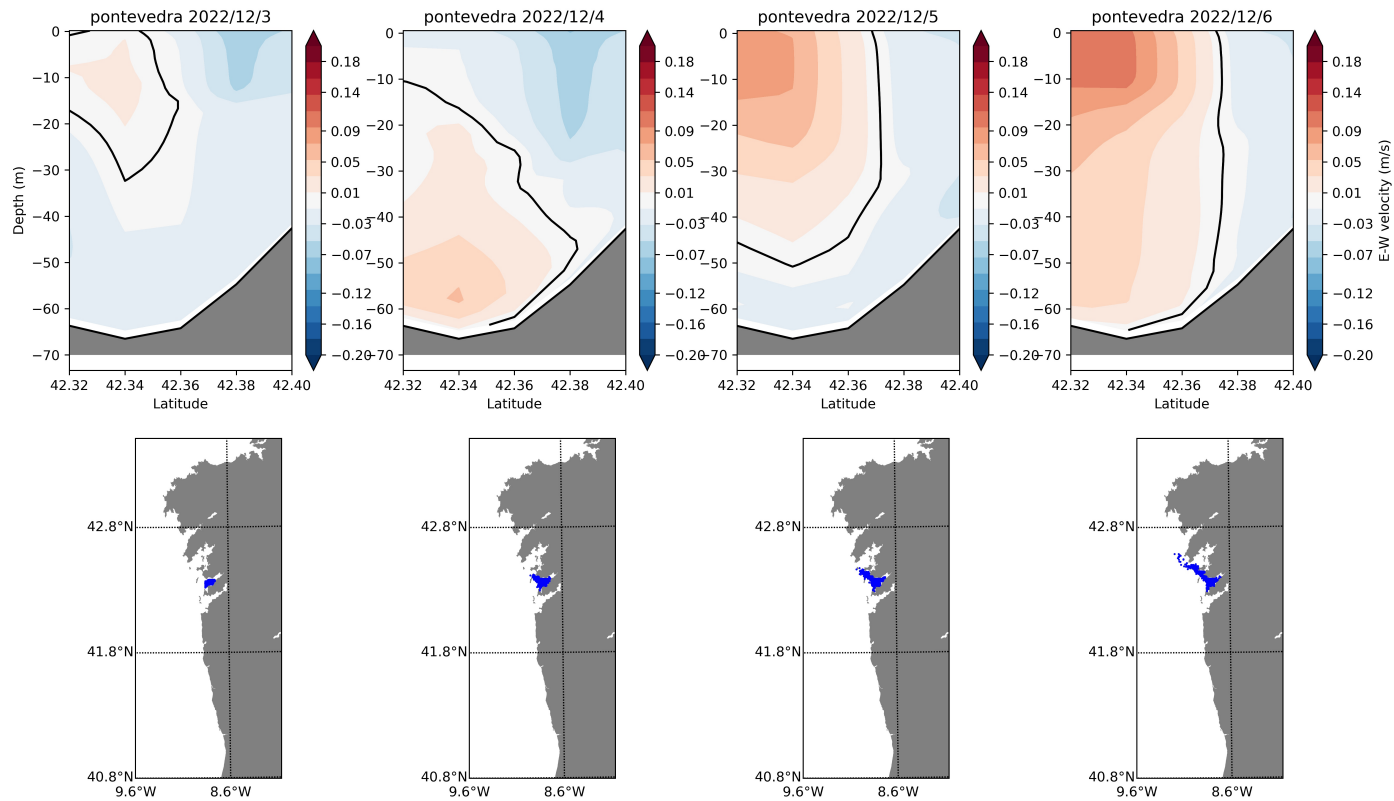
Interpretación: bla bla



# BOLETÍN PILOTO CENTRADO NAS RÍAS BAIXAS



### 3. MODELOS: CIRCULACIÓN RÍA DE PONTEVEDRA

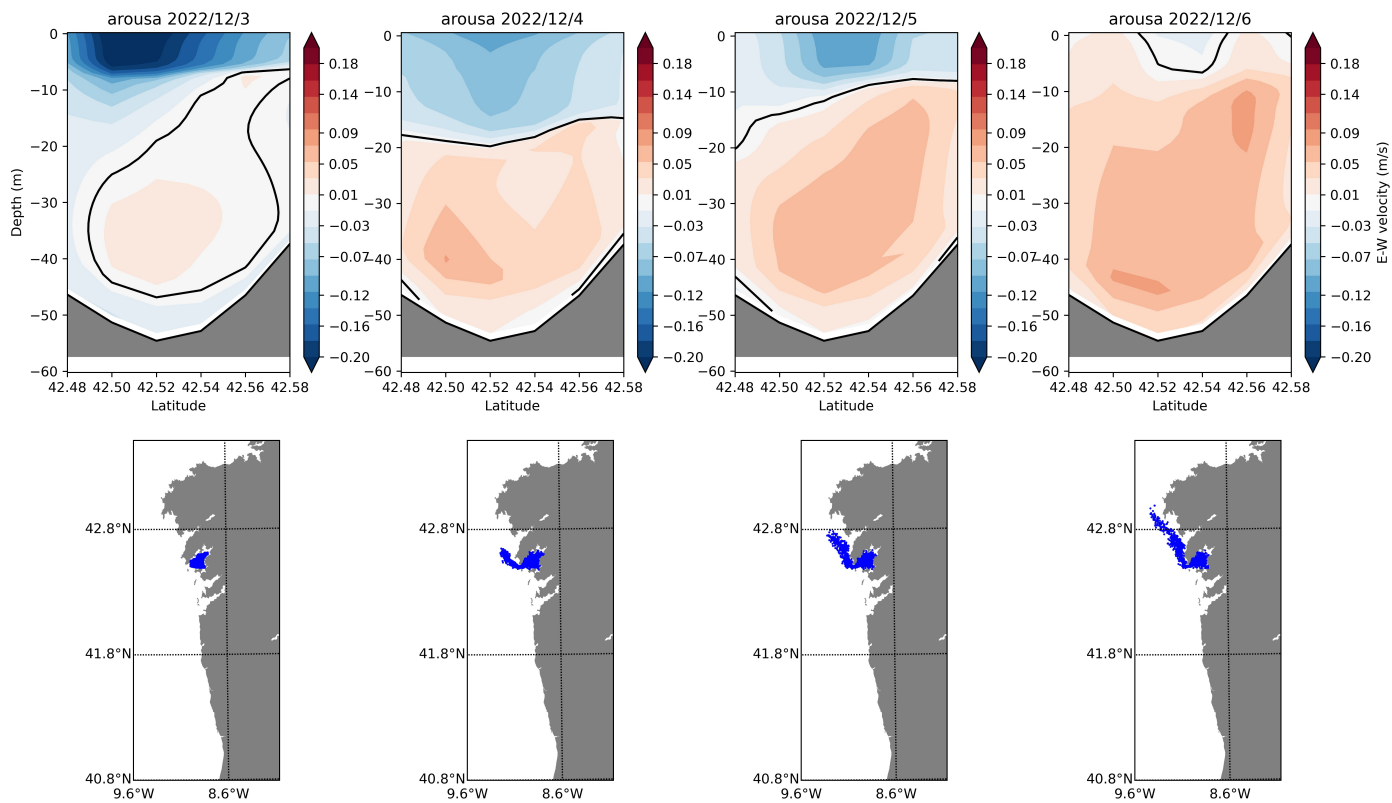


Interpretación: bla bla



## BOLETÍN PILOTO CENTRADO NAS RÍAS BAIXAS

## 4. MODELOS: CIRCULACIÓN RÍA AROUSA

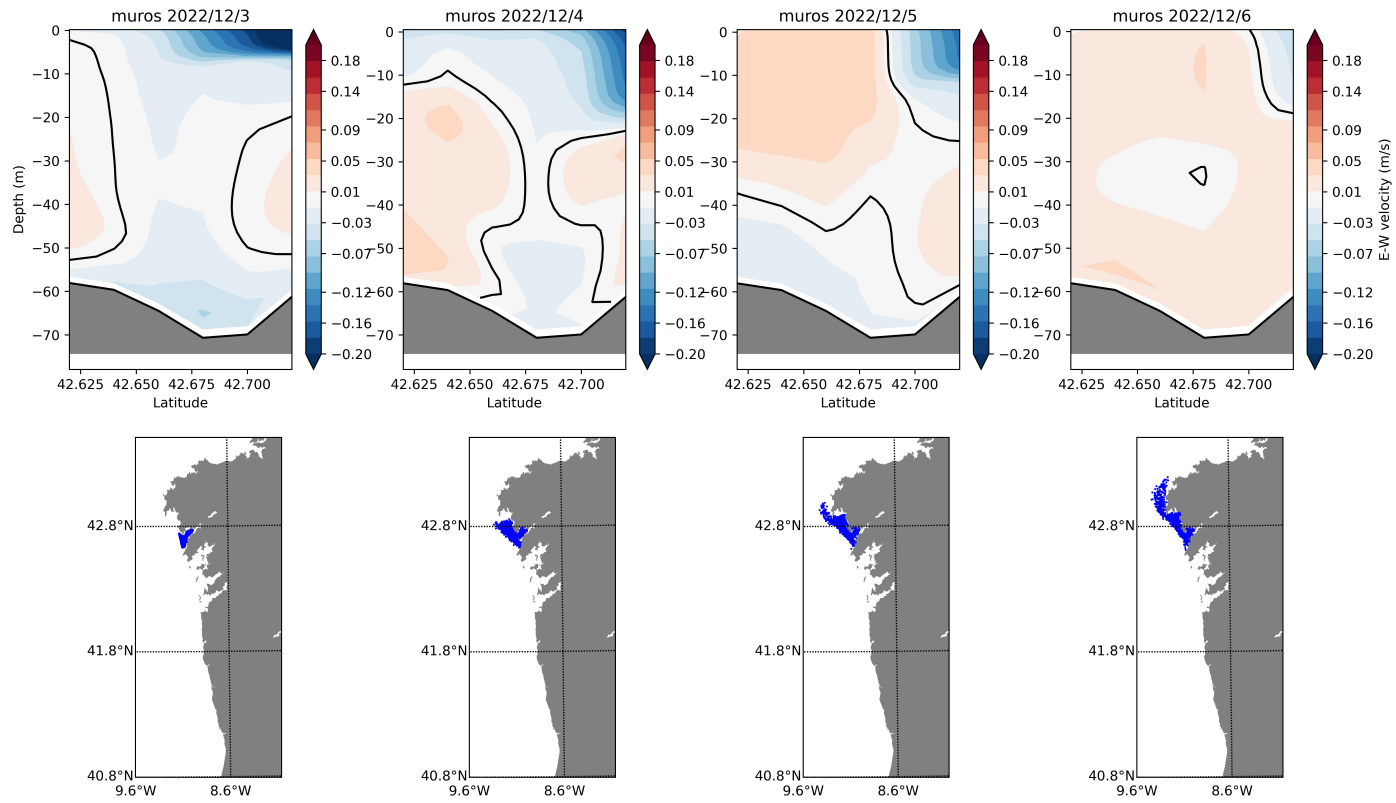


Interpretación: bla bla



# BOLETÍN PILOTO CENTRADO NAS RÍAS BAIXAS

## 5. MODELOS: CIRCULACIÓN RÍA MUROS



**Interpretación:** bla bla